




# Toornament TV User Guide



# TV User Guide

This guide is here to teach how how to setup, customize and use the Toornament TV.

The screenshot displays the Toornament TV interface for a Counter-Strike: Global Offensive tournament. At the top, there are logos for DreamHack, Eizo, Counter-Strike: Global Offensive, and Toornament.com. A green badge in the top right corner indicates "100% MATCHES PLAYED". The main section is titled "LATEST RESULTS" and shows six match results arranged in a 3x2 grid. Each result includes the tournament stage, team names with their flags, and the final score in green and red boxes. At the bottom left, the time is 17:22 UTC+02:00. At the bottom right, a message states "The tournament was organized by DreamHack".

Tournament Stage	Team 1	Score 1	Team 2	Score 2
PLAYOFFS / ROUND 2	FNATIC	2	ENVYUS	1
PLAYOFFS / ROUND 1	ENVYUS	2	DIGNITAS	0
PLAYOFFS / ROUND 1	FNATIC	2	HELL RAISERS	1
GROUPS / GROUP 2 / ROUND 4	TITAN	10	HELL RAISERS	16
GROUPS / GROUP 2 / ROUND 2	ENVYUS	16	TITAN	9
GROUPS / GROUP 2 / ROUND 3	HELL RAISERS	16	TEAM-LDLC WHITE	14

17:22 UTC+02:00

The tournament was organized by DreamHack

# What is the Toornament TV?



---

The Toornament TV is an automated, smart content display. It is a web page serving two main functions:

1. Generate in-between matches content for your online presence (livestreams)
2. Help your audience and competitors get the latest, most relevant information during your offline events

With the TV, you can generate dynamic content without any human intervention once it is setup.

Each tournament comes with its own Toornament TV, and each TV displays information about a single tournament.



# What information is displayed?

- Tournament Logo
- Sponsors logos loop
- Tournament discipline logo
- Tournament completion
- Information slides (detailed later)
- Date & Time (in the tournament timezone)
- Newsfeed with general messages

The screenshot displays a tournament interface for Counter-Strike: Global Offensive. At the top, there are logos for #ESWC, MAD CATZ, COUNTER STRIKE GLOBAL OFFENSIVE, and tournament.com. A green badge indicates '100% MATCHES PLAYED'. The main area shows match results in a grid format, with teams and their scores. The bottom section displays the current time and a message about the total number of matches.

Match Stage	Team 1	Score 1	Team 2	Score 2
PLAYOFFS / MAIN BRACKET / FINAL	TEAM LDLC	0	VIRTUS.PRO	2
	FNATIC	2	NATUS VINCERE	1
PLAYOFFS / MAIN BRACKET / SEMI-FINALS	TEAM LDLC	2	VIRTUS.PRO	0
	NATUS VINCERE	0	FNATIC	2
PLAYOFFS / MAIN BRACKET / QUARTER FINALS	TEAM DIGNITAS	1	FNATIC	2
	VIRTUS.PRO	2	HELLRAISERS	0
PLAYOFFS / MAIN BRACKET / QUARTER FINALS	TEAM LDLC	2	NATUS VINCERE	2
	TITAN	0	TEAM IBUYPOWER	0

17:25 UTC+02:00

The tournament had a total of 68 matches

# What are the different slides?

- Before/After tournament general information
- Upcoming matches
- Latest results
- In progress matches
- Stage information (group and league rankings, bracket rounds...)

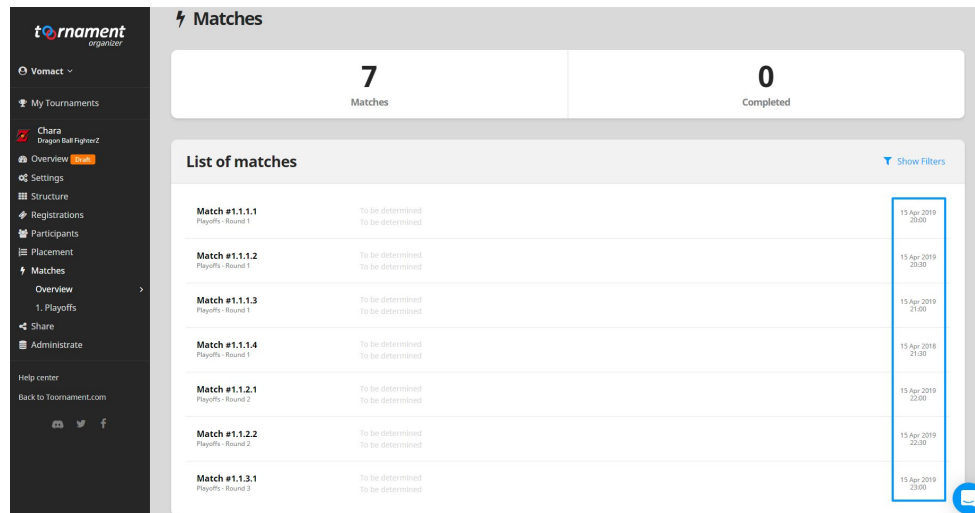
The screenshot displays the tournament interface for ESWC 2015 Call of Duty: Advanced Warfare. At the top, there are logos for the French flag, RED BY SFR, CALL OF DUTY ADVANCED WARFARE, and tournament.com. A green badge indicates '100% MATCHES PLAYED'. The main section is titled 'LATEST RESULTS' and lists match outcomes with team flags and scores. The bottom left shows the time '12:34 UTC+02:00', and the bottom right states 'You are watching ESWC 2015 Call Of Duty: Advanced Warfare'.

Stage	Team 1	Score 1	Team 2	Score 2
PLAYOFFS / FINAL	OPTIC GAMING	3	REVENGE GAMING	2
	DENIAL ESPORTS	1	DENIAL ESPORTS	3
PLAYOFFS / SEMI-FINALS	OPTIC GAMING	3	BARRAGE ESPORTS	2
	VITALITY STORM	0	DENIAL ESPORTS	3
GROUPS / GROUP 2 / ROUND 3	REVENGE GAMING	3	FAZE FRANCE	0
	EPSILON ESPORTS	0	VITALITY STORM	3

# What are the required information?

To work at its best, the Toornament TV requires the matches of the tournament to be scheduled, as the smart module relies on the matches' status, and date and time to filter and display them in the right slides.

So make sure you scheduled your matches in the "Matches" tab of the Organizer Dashboard if you plan on using the Toornament TV.



The screenshot displays the Toornament Organizer dashboard. On the left is a dark sidebar with navigation options: Vornact, My Tournaments, Chara (Dragon Ball FighterZ), Overview (active), Settings, Structure, Registrations, Participants, Placement, Matches, Overview (with a sub-menu for 1. Playoffs), Share, and Administrate. Below these are links for Help center and Back to Toornament.com, along with social media icons. The main content area is titled 'Matches' and features a summary bar with '7 Matches' and '0 Completed'. Below this is a 'List of matches' table with a 'Show Filters' link. The table lists seven matches, all with a status of 'To be determined' and a date of '15 Apr 2019'. The matches are: Match #1.1.1.1 (Playoffs - Round 1, 20:00), Match #1.1.1.2 (Playoffs - Round 1, 20:30), Match #1.1.1.3 (Playoffs - Round 1, 21:00), Match #1.1.1.4 (Playoffs - Round 1, 21:30), Match #1.1.2.1 (Playoffs - Round 2, 22:00), Match #1.1.2.2 (Playoffs - Round 2, 22:30), and Match #1.1.3.1 (Playoffs - Round 3, 23:00). A blue box highlights the date and time column, and a chat icon is visible in the bottom right corner.

Match	Status	Date & Time
Match #1.1.1.1 Playoffs - Round 1	To be determined To be determined	15 Apr 2019 20:00
Match #1.1.1.2 Playoffs - Round 1	To be determined To be determined	15 Apr 2019 20:30
Match #1.1.1.3 Playoffs - Round 1	To be determined To be determined	15 Apr 2019 21:00
Match #1.1.1.4 Playoffs - Round 1	To be determined To be determined	15 Apr 2019 21:30
Match #1.1.2.1 Playoffs - Round 2	To be determined To be determined	15 Apr 2019 22:00
Match #1.1.2.2 Playoffs - Round 2	To be determined To be determined	15 Apr 2019 22:30
Match #1.1.3.1 Playoffs - Round 3	To be determined To be determined	15 Apr 2019 23:00

# What parts can I customize?

---

On any Toornament TV, you are able to customize a selection of elements:

- Tournament Logo
- Sponsors logos (displayed in a loop)
- Background image
- Foreground image
- Color scheme

The screenshot displays a Toornament TV interface for a Counter-Strike: Global Offensive tournament. At the top, there is a header bar with logos for DreamHack, Eizo, Counter-Strike Global Offensive, and Toornament.com. A green badge on the right indicates '100% MATCHES PLAYED'. The main content area is titled 'LATEST RESULTS' and shows a grid of match results. The bottom left corner displays the time '17:22 UTC+02:00', and the bottom right corner states 'The tournament was organized by DreamHack'.

Match Stage	Team 1	Score 1	Team 2	Score 2
PLAYOFFS / ROUND 2	FNATIC	2	ENVYUS	1
PLAYOFFS / ROUND 1	ENVYUS	2	DIGNITAS	0
PLAYOFFS / ROUND 1	FNATIC	2	HELL RAISERS	1
GROUPS / GROUP 2 / ROUND 2	ENVYUS	16	TITAN	9
GROUPS / GROUP 2 / ROUND 4	TITAN	10	HELL RAISERS	16
GROUPS / GROUP 2 / ROUND 3	HELL RAISERS	16	TEAM-LDLC WHITE	14

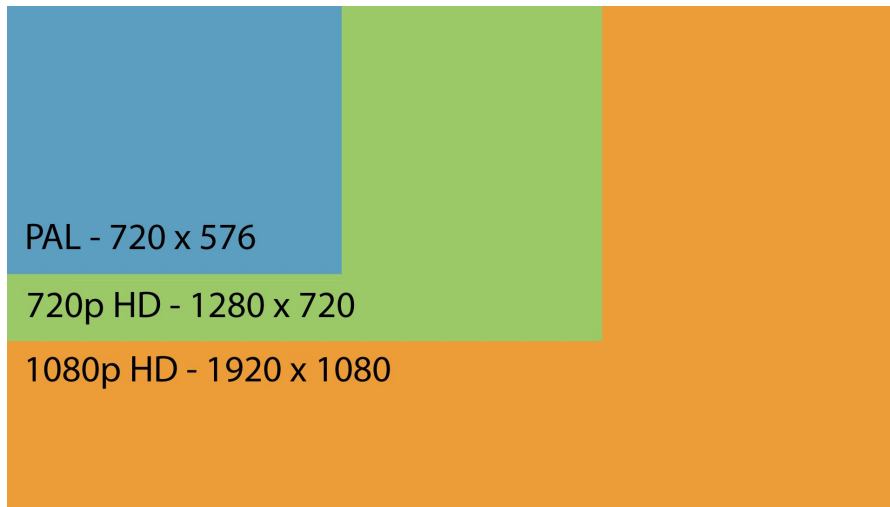
# What is the TV resolution?

---

The Toornament TV is set in a 1920\*1080 resolution, which is the standard Full HD resolution used by most displays and streams.

You can use your browser's zoom feature to fit the Toornament TV in another resolution (the best is always to use it in full screen (F11 by default on Chrome)).

The tournament and sponsors logos must follow a 16:9<sup>th</sup> ratio, and at least 320\*180px.





# What are the next steps?

---

We are working on making the Toornament TV a flexible and smart tool, and will keep you updated on our progress!

If you have questions, feedback or suggestions about the Toornament TV, we will be happy to hear from you.

Feel free to contact us

- via your [Organizer Dashboard](#)
- Via [Twitter](#)
- via [Email](#)

